



# POOPSIE™ SPARKLY CRITTERS™

Age 6+

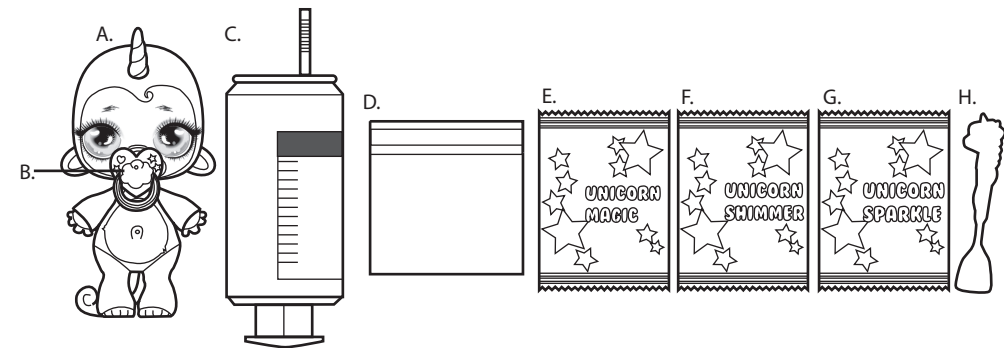
**WARNING:**  
CHOKING HAZARD—Small parts.  
Not for children under 3 years.

SKUs: 556992, 556992X1, 558101

**ADULT SUPERVISION REQUIRED**

## CONTENTS


- A. Sparkly Critter™ (Included Slime Powder)
- B. Pacifier
- C. Silly Soda Can
- D. Slime Storage Bag
- E. Unicorn Magic (Special Effect Powder)
- F. Unicorn Shimmer (Glitter)
- G. Unicorn Sparkle (Die Cut Glitter—Ultra-Rare packs only)
- H. Unicorn Spoon



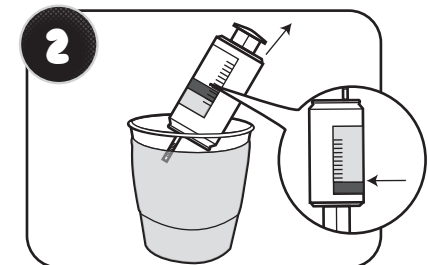
Illustrations are for reference only. Styles may vary from actual contents.

## QUICK START

Before beginning, cover the play area to prevent possible damage.



**1** Remove the pacifier from the critter's mouth. Keep the critter upright, and do not tilt it forward to prevent the slime powder from spilling out.



**2** Insert the silly soda can into a cup of water (not included), and **SLOWLY** pull back the plunger all the way to fill it with water.

Please keep this manual as it contains important information.




1118-1-E

WWW.POOPSIESLIMESURPRISE.COM  
©2018 MGA Entertainment, Inc.  
POOPSIE™ and POOPSIE SLIME SURPRISE!™ are trademarks of MGA in the U.S. and other countries. All logos, names, characters, likenesses, images, slogans, and packaging appearance are the property of MGA.


16300 Roscoe Blvd.  
Van Nuys, CA 91406 U.S.A.  
(800) 222-4685  
Printed in China




The preferred method of contact for Customer Service is through our e-mail contact form at [www.mgae.com](http://www.mgae.com)



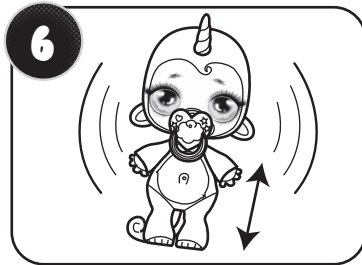
Tilt the critter backward and insert the straw fully into the critter's mouth so that no part of the straw is showing.




Slowly push the plunger all the way down to fill the critter with water.




Remove the silly soda can and push the pacifier into the critter's mouth.




Vigorously shake the critter up and down for 1 minute.



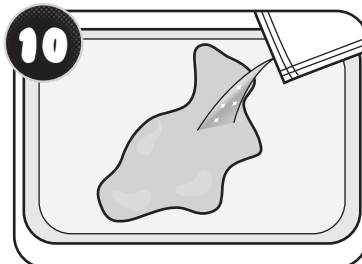
Look for the opening on the critter's bottom. If it has a heart, it will poop! If it does not have an opening, it will spit up.



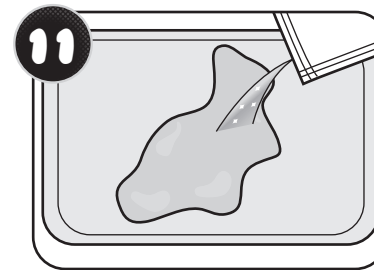
If your critter spits up, remove the pacifier. If it poops, keep the pacifier in place.



Hold the critter over a tray or other protected surface. Immediately after shaking, squeeze the critter's head to remove all of the slime. Let the slime thicken for 10-15 minutes or until the slime reaches the desired consistency before playing.




Tear open the unicorn magic packet and pour the powder onto the center of the slime. Add unicorn magic a little at a time.




Tear open the unicorn shimmer packet and pour the powder onto the center of the slime. Add a little at a time.

**NOTE:** If you have an ultra-rare pack, tear open the unicorn sparkle, and add it in this step.



Fold the slime in half and continue folding and pulling the slime until all the powder is thoroughly mixed into the slime. Your slime will become super sparkly!



Store the slime inside of the storage bag.

## CLEANING INFORMATION

Before storing, ensure all slime and water are removed from the critter. Here's how:

1. Fill the soda bottle with water, and insert the straw fully into the critter's mouth.
2. Fill the critter with water and place the pacifier in its mouth.
3. Shake thoroughly.
4. Hold the critter over a protected surface and remove the pacifier.
5. Squeeze its head until all slime and water are removed.
6. Air dry thoroughly in a well-ventilated area so that no water or slime remain in the critter.

## IMPORTANT INFORMATION

- Not for children under 3 years. Keep out of reach of very young children.
- Adult supervision is required when children are playing with water.
- Contents are not real food OR real soda. Do not eat or drink.
- DO NOT tilt the critter's head forward before feeding it water to prevent the pacifier and included slime powder from falling out.
- Immediately squeeze the critter after shaking it. Slime will not come out if it sits in the critter for too long.
- After your critter poops or spits up, discard the pacifier.
- Slime will dry out over time. Store extra slime in a sealed bag to prevent drying out.
- Keep slime away from paper surfaces, as it will stick permanently.
- Water temperature may affect the slime's consistency. Do not use hot water.
- Color transfer from pigments may occur. Wash hands thoroughly after use and keep slime away from clothing and surfaces other than the critter and container.
- Keep contents away from eyes, mouth and face.
- Do not aim at eyes or face.
- Avoid contact with the eyes. Keep away from damaged skin. Use under adult supervision.
- Do not dispose of slime in the drain. Dispose in a trash receptacle once you are finished playing with it.
- Unicorn sparkle is only included in ultra-rare packs. Collect them all!